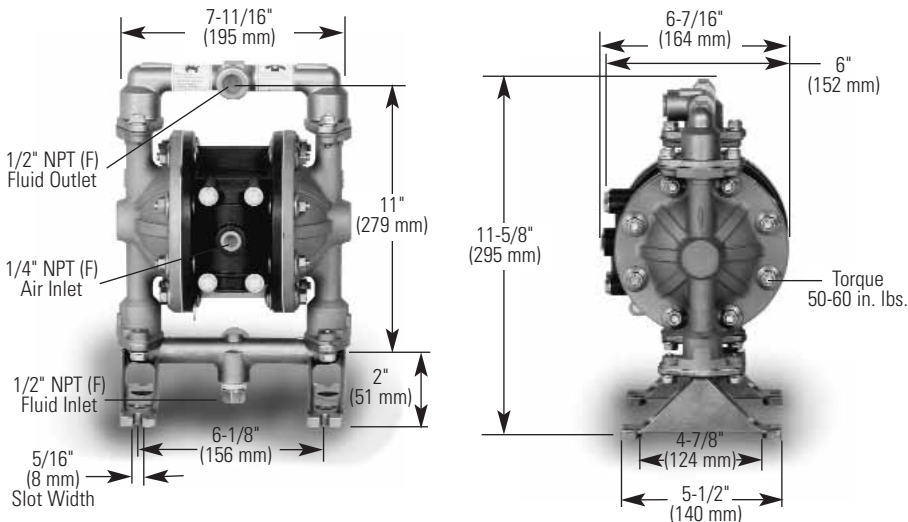


Gemini 1/2" Diaphragm Pumps

Max. Flow – Pump #818830 (SS), #818832 (Polypro), #818833 (Polypro), #818836 (Acetal), #818837 (Alum),
 Low Pulse – #818831 (Acetal), #818834 (SS), #818835 (Polypro), #818838 (Alum)



NOTE: Stainless Steel Pump Shown. Groundable Acetal and Polypropylene have 4 inlets and 4 outlets

Gemini Bare Pumps 1/2", Low Pulse

| MODEL | SIZE | RATIO | GPM PER CYCLE | GPM @ 60 CPM | GPM @ MAX. CPM | BODY | WETTED MATERIAL CONSTRUCTION | | |
|--------|------|-------|---------------|--------------|----------------|---------|------------------------------|-------|------------|
| | | | | | | | SEATS | BALLS | DIAPHRAGMS |
| 818831 | 1/2" | 1:1 | 0.02 | 1.2 | 7 | Acetal | SS | SS | Teflon |
| 818834 | 1/2" | 1:1 | 0.02 | 1.2 | 7 | SS | SS | SS | Teflon |
| 818835 | 1/2" | 1:1 | 0.02 | 1.2 | 7 | Polypro | SS | Santo | Santoprene |
| 818838 | 1/2" | 1:1 | 0.02 | 1.2 | 7 | Alum | SS | SS | Teflon |

Gemini Bare Pumps 1/2", Max. Flow

| MODEL | SIZE | RATIO | GPM PER CYCLE | GPM @ 60 CPM | GPM @ MAX. CPM | BODY | WETTED MATERIAL CONSTRUCTION | | |
|--------|------|-------|---------------|--------------|----------------|---------|------------------------------|-------|------------|
| | | | | | | | SEATS | BALLS | DIAPHRAGMS |
| 818830 | 1/2" | 1:1 | 0.04 | 2.4 | 13 | SS | SS | SS | Teflon |
| 818832 | 1/2" | 1:1 | 0.04 | 2.4 | 13 | Polypro | SS | Santo | Santoprene |
| 818833 | 1/2" | 1:1 | 0.04 | 2.4 | 13 | Polypro | SS | SS | Teflon |
| 818836 | 1/2" | 1:1 | 0.04 | 2.4 | 13 | Acetal | SS | SS | Teflon |
| 818837 | 1/2" | 1:1 | 0.04 | 2.4 | 13 | Alum | SS | SS | Teflon |

Available Accessories

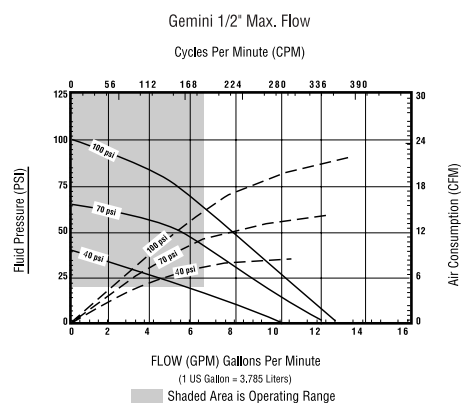
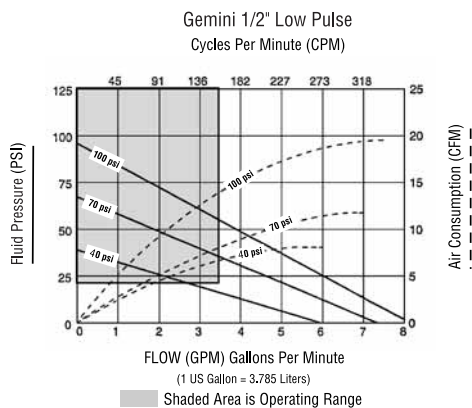
Air Filter/Regulator..... 849303
 Wall Mount Bracket 873116
 Siphon 5 ft. hose w/fluid filter (5 gal) 874504

Performance – 100 PSI

Air Inlet Pressure 20 - 100 PSI (1 - 6.9 bar)
 Fluid Pressure 20 - 100 PSI (1 - 6.9 bar)
 Max. Flow Rate (Flooded Inlet)
 Standard Stroke
 SS and Polypropylene 13-GPM (49.2 lpm)
 Short Stroke
 Groundable Acetal 7-GPM (26.5 lpm)
 Max. Particle Size 3/32" Dia (2.4 lpm)
 Max. Temperature Limits
 Stainless Steel 200° F (93° C)
 Groundable Acetal..... 180° F (82° C)
 Polypropylene..... 150° F (66° C)
 Flows @ 60 Cycles/Min.
 Standard Stroke 2.4 Gal (9 liters)
 Short Stroke 1.32 Gal (5 liters)
 Cycles Per Gallon (Liter)
 Standard Stroke 25(6.6)
 Short Stroke 45.5(512)
 Displacement Per Cycle - Standard Stroke
 9.24 cu. in. (151.4 cm³)
 5.12 oz. (151.4 ml)
 .040 gal..... (.15 liter)
 Short Stroke
 5.08 cu. in. (83.3 cm³)
 2.8 oz. (83.3 ml)
 .022 gal..... (.08 liter)
 Noise Level with muffler
 @ 70 PSI @ 60 Cycles/Min..... 71.1 db(A)


Part Numbers

Air Motor Repair Kit..... 862004
 Diaphragm Repair Kit
 Stainless Steel..... 862040
 Groundable Acetal 862040
 Polypropylene 862040
 Ball and Seat Repair Kit
 Stainless Steel (Ball/Seat) 862045
 Teflon (Ball) SS (Seat) 862046



Gemini 1/2" Diaphragm Pump Packages

For Wood and Office Furniture, Commercial Equipment, Metal Fabrication, Metal Maintenance and Cabinet Shops



Gemini Pump Packages 1/2", Low Pulse – 100 PSI

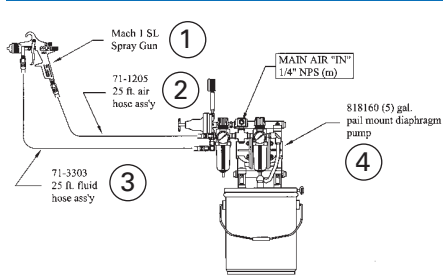
| PACKAGE NUMBER | BARE PUMP NUMBER | WETTED PARTS | RATIO & SIZE | GPM @ 60 CPM | MOUNTING | AIR ■ REGLTRS. | SUCTION HOSE W/BUNG ADAPT. | AGITATOR | PRIME VALVE ▼ | PULSE/FILTER ◆ | FLUID REG. ▶ |
|----------------|------------------|----------------|--------------|--------------|---------------|----------------|----------------------------|----------|---------------|----------------|--------------|
| 818160 | 818831 | acetal, Teflon | 1:1, 1/2 NPT | 1.2 | pail | 2 | pail | 0 | 0 | 0 | 1 |
| 818171 ● | 818834 | SS, Teflon | 1:1, 1/2 NPT | 1.2 | 55 bung | 1 | NR ▲ | 0 | 0 | 0 | 1 |
| 818200 | 818831 | acetal, Teflon | 1:1, 1/2 NPT | 1.2 | pail | 2 | pail | 0 | 1 | 1 | 0 |
| 818201 | 818831 | acetal, Teflon | 1:1, 1/2 NPT | 1.2 | pail | 2 | pail | 843000 | 1 | 1 | 0 |
| 818210 | 818831 | acetal, Teflon | 1:1, 1/2 NPT | 1.2 | wall | 2 | 55 gallon | 0 | 1 | 1 | 0 |
| 818220 | 818831 | acetal, Teflon | 1:1, 1/2 NPT | 1.2 | 55 drum cover | 2 | 55 gallon | 843001 | 1 | 1 | 0 |
| 818231 | 818831 | acetal, Teflon | 1:1, 1/2 NPT | 1.2 | 55 bung | 1 | NR ▲ | 0 | 0 | 0 | 0 |
| 818861 | 818834 | SS, Teflon | 1:1, 1/2 NPT | 1.2 | 55 bung | 0 | NR ▲ | 0 | 0 | 0 | 1 |

Gemini Pump Packages 1/2", Max. Flow – 100 PSI

| PACKAGE NUMBER | BARE PUMP NUMBER | WETTED PARTS | RATIO AND SIZE | GPM @ 60 CPM | MOUNTING | AIR ■ REGLTRS. | SUCTION HOSE W/BUNG ADAPT. | AGITATOR | PRIME VALVE ▼ | PULSE/FILTER ◆ | FLUID REG. ▶ |
|----------------|------------------|----------------|----------------|--------------|----------|----------------|----------------------------|----------|---------------|----------------|--------------|
| 818150 ● | 818830 | SS, Teflon | 1:1, 1/2 NPT | 2.4 | wall | 2 | 0 | 0 | 0 | 0 | 1 |
| 818211 | 818836 | acetal, Teflon | 1:1, 1/2 NPT | 2.4 | wall | 2 | 55 gallon | 0 | 0 | 0 | 1 |
| 818170 ● | 818830 | SS, Teflon | 1:1, 1/2 NPT | 2.4 | 55 bung | 1 | NR ▲ | 0 | 0 | 0 | 1 |
| 818230 | 818836 | acetal, Teflon | 1:1, 1/2 NPT | 2.4 | 55 bung | 1 | NR ▲ | 0 | 0 | 0 | 0 |
| 818860 | 818830 | SS, Teflon | 1:1, 1/2 NPT | 2.4 | 55 bung | 0 | NR ▲ | 0 | 0 | 0 | 1 |

▲ Not Recommended ● Not Shown ■ 849303 ▼ 873414 ◆ 841010 ▶ 84-320

Gemini 1/2" Low Pulse Spray Outfits



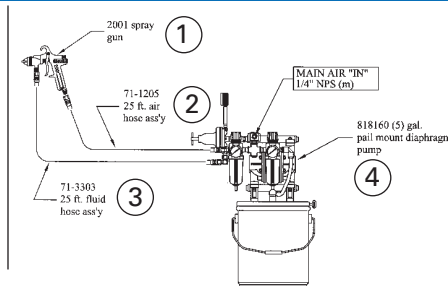
MODEL #98-3022

SYSTEM COMPONENT LIST

| Item No. | Part No. | Description | Qty. | Part Sheet |
|----------|-------------|------------------|------|------------|
| 1 | 7000-1204-4 | Mach 1 SL Gun | 1 | 2665 |
| 2 | 71-1205 | Air Hose Ass'y | 1 | — |
| 3 | 71-3303 | Fluid Hose Ass'y | 1 | — |
| 4 | 818160 | Gemini Pump Pkg. | 1 | 81816X |

GENERAL DESCRIPTION

This (5) gallon pail system is complete with Mach 1 SL Gun w/94 x 94P set-up, 1:1 Gemini 1/2" diaphragm pump w/air control and 25 ft. fluid and air hose assemblies.



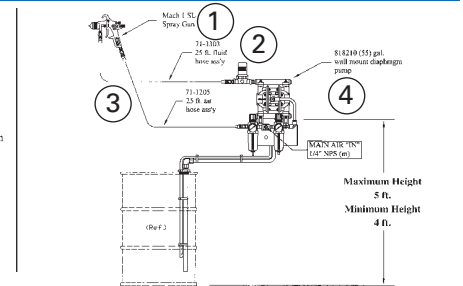
MODEL #98-3023

SYSTEM COMPONENTS LIST

| Item No. | Part No. | Description | Qty. | Part Sheet |
|----------|-------------|------------------|------|------------|
| 1 | 6211-2800-7 | 2001 Gun | 1 | 2316 |
| 2 | 71-1205 | Air Hose Ass'y | 1 | — |
| 3 | 71-3303 | Fluid Hose Ass'y | 1 | — |
| 4 | 818160 | Gemini Pump Pkg. | 1 | 81816X |

GENERAL DESCRIPTION

This (5) gallon pail system is complete with 2001 gun w/63BSS x 63PB 1:1 Gemini 1/2" diaphragm pump w/air control and 25 ft. fluid and air hose assemblies.



MODEL #98-3024

SYSTEM COMPONENT LIST


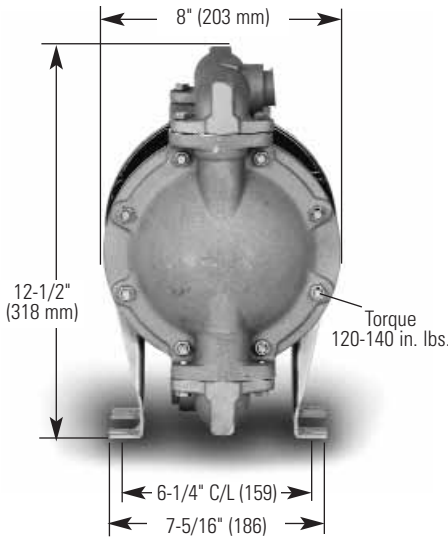
| Item No. | Part No. | Description | Qty. | Part Sheet |
|----------|-------------|------------------|------|------------|
| 1 | 7000-1204-4 | Mach 1 SL Gun | 1 | 2665 |
| 2 | 71-3303 | Fluid Hose Ass'y | 1 | — |
| 3 | 71-1205 | Air hose Ass'y | 1 | — |
| 4 | 818210 | Gemini Pump Pkg. | 1 | 81821X |

GENERAL DESCRIPTION

This 55 gallon, wall mounted system comes complete with Mach 1 SL Gun w/94 x 94P set-up, 1:1 Gemini 1/2" Low Pulse diaphragm pump, air control, 25' air and fluid hose and 55 gallon siphon kit.

Gemini 1" Diaphragm 1:1 Pumps

Pump #818820 (Alum), #818822 (SS), #818840 (Polypro)



Performance – 100 PSI

Air Inlet Pressure 20 - 120 PSI (1.4 - 8.3 bar)
 Fluid Pressure 20 - 120 PSI (1.4 - 8.3 bar)
 Max. Flow Rate
 (Flooded Inlet) 35-GPM (133 lpm)
 Max. Particle Size 1/8" Dia (3.2 mm)
 Max. Temperature Limits 200° F (93° C)
 Flow @ 60 Cycles/Min. 9.6 GPM (36 liters)
 Displacement Per Cycle
 36.96 cu. in. (605.66 cm³)
 20.5 oz. (605.66 ml)
 .16 gal. (.60 liter)
 Cycles Per Gallon (Liter) 6.25 (1.66)
 Noise Level with muffler
 @ 70 PSI @ 60 Cycles/Min. 64.5 db(A)

1" Wall Mount Package

Package Includes

Wall Mount Bracket, Fluid Regulator, 2 Air Filter/Regulator, and vented shut off with lockout feature. (Model nos. 818120, 818121, see chart below)



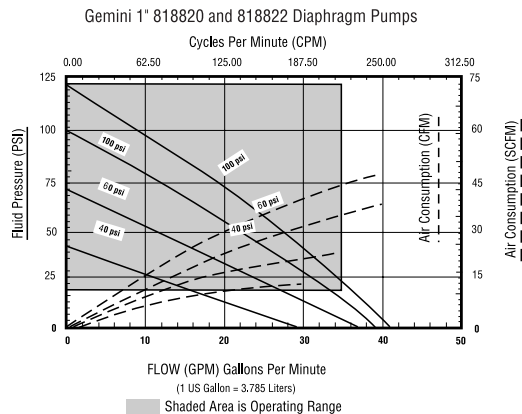
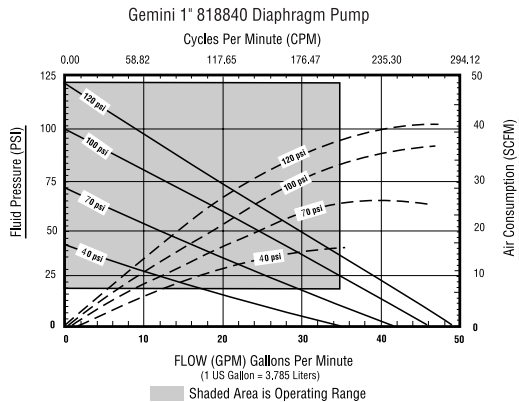
Gemini Bare Pumps 1", 1:1 – 100 PSI

| MODEL | SIZE | RATIO | GPM PER CYCLE | GPM @ 60 CPM | GPM @ MAX. CPM | WETTED MATERIAL CONSTRUCTION | | | |
|--------|------|-------|---------------|--------------|----------------|------------------------------|-------|-------|------------|
| | | | | | | BODY | SEATS | BALLS | DIAPHRAGMS |
| 818820 | 1" | 1:1 | 0.16 | 9.6 | 35 | Alum | SS | SS | Teflon |
| 818840 | 1" | 1:1 | 0.17 | 10.2 | 47 | Polypro | SS | SS | Teflon |
| 818822 | 1" | 1:1 | 0.16 | 9.6 | 35 | SS | SS | SS | Teflon |

Gemini Pump Packages 1", 1:1 – 100 PSI

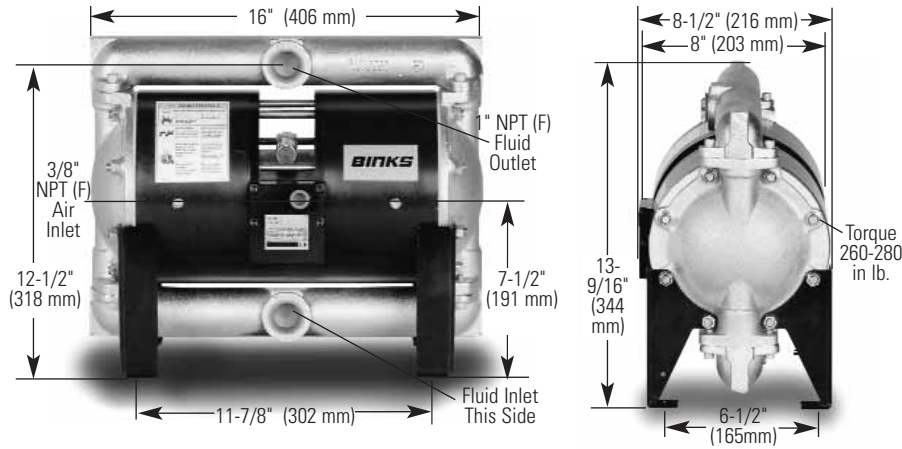
| PACKAGE NUMBER | BARE PUMP NUMBER | WETTED PARTS | RATIO AND SIZE | GPM @ 60 CPM | MOUNTING | AIR ■ REGLTRS. | SUCTION HOSE W/BUNG ADAPT. | AGITATOR | PRIME VALVE | PULSE/FILTER | FLUID REG. ▶ |
|----------------|------------------|--------------|----------------|--------------|----------|----------------|----------------------------|----------|-------------|--------------|--------------|
| 818120 | 818820 | Alum, Teflon | 1:1, 1 NPT | 9.6 | wall | 2 | 0 | 0 | 0 | 0 | 1 |
| 818121 | 818822 | SS, Teflon | 1:1, 1 NPT | 9.6 | wall | 2 | 0 | 0 | 0 | 0 | 1 |

■ 849303 ▶ 84-320



Gemini 1" Hi-Volume 3:1 Pump

Pump #818850 (SS) – Ratio 2.65:1 Diaphragm Pump



Performance – 300 PSI

Air Inlet Pressure 20 - 100 PSI (1.4 - 6.8 bar)
 Fluid Pressure 50 - 265 PSI (4 - 20.4 bar)
 Inlet/Outlet 1" NPT
 Max. Flow Rate
 (Flooded Inlet) 15-GPM
 Max. Particle Size 1/8" Dia (3.2 mm)
 Max. Temperature Limits 200° F (93°)
 Flow @ 60 Cycles/Min 5.4 Gal.(20.4 liters)
 Displacement Per Cycle
 20.79 cu. in. (340.7 cm³)
 11.52 oz. (340.7 ml)
 .09 gal. (.34 liter)
 Cycles Per Gallon (Liter) 11.1 (2.9)
 Noise Level with muffler
 @ 70 PSI @ 60 Cycles/Min 84.5 db(A)

Wall Mount Bulk Transfer



These bulk transfer/high volume finishing pumps can efficiently transfer finishing coatings to a day tank. The 3:1 pump can supply large circulating systems. Both pumps are designed to handle heavy abrasive coatings. 1" inlet-outlet. *Lubrication required for 24 hours a day and 7 days a week, Operation only.*

MODEL #818100
 3:1 DIAPHRAGM INCLUDES:

| | |
|-----------------|--------|
| Pump | 818800 |
| Wall Bracket | 873134 |
| Air Control | 849303 |
| Vented Shut Off | 849311 |

Specifications

Air Motor Unbalanced
 Wetted Pump Material Stainless Steel
 Diaphragm Material Teflon
 Seat Stainless Steel
 Balls (standard) Stainless Steel
 Weight: 95 lbs (43 kgs)

Repair Kit Part Numbers

| | |
|-----------------------------|--------|
| Air Motor Repair Kit | 862007 |
| Diaphragm Repair Kit | 862006 |
| Ball and Seat Repair Kit | |
| Stainless Steel (Ball/Seat) | 862025 |

Gemini Bare Pump 1", 3:1 – 300 PSI

| MODEL | SIZE | RATIO | GPM PER CYCLE | GPM @ 60 CPM | GPM @ MAX. CPM | WETTED MATERIAL CONSTRUCTION | | | |
|--------|------|-------|---------------|--------------|----------------|------------------------------|-------|-------|------------|
| | | | | | | BODY | SEATS | BALLS | DIAPHRAGMS |
| 818850 | 1" | 3:1 | 0.09 | 5.4 | 24 | SS | SS | SS | Teflon |

Available Accessories

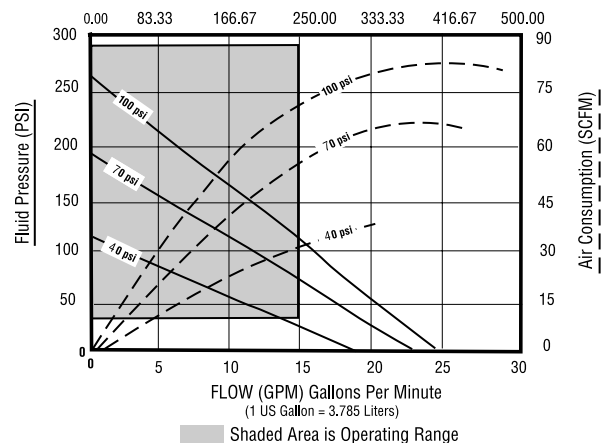
| | |
|----------------------|--------|
| Air Filter/Regulator | 849303 |
| Wall Mount Bracket | 873134 |

Gemini Pump Packages 1", 3:1 – 300 PSI

| PACKAGE NUMBER | BARE PUMP NUMBER | WETTED PARTS | RATIO AND SIZE | GPM @ 60 CPM | MOUNTING | AIR REGLTRS. |
|----------------|------------------|--------------|----------------|--------------|----------|--------------|
| 818100 | 818150 | SS, Teflon | 3:1, 1 NPT | 5.4 | wall | 1 |

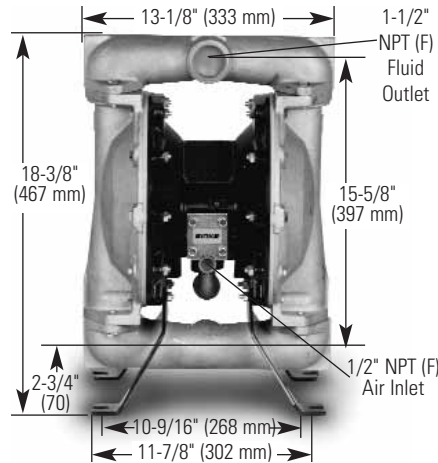
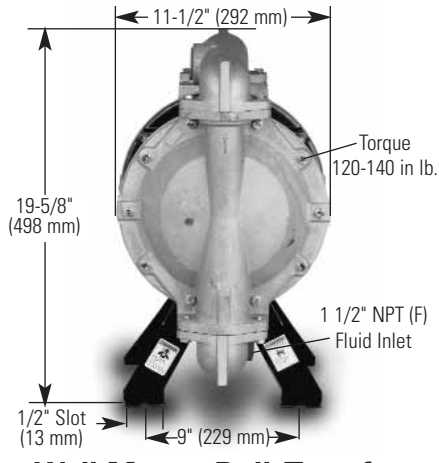
■ 849303

Gemini 3:1 High Volume SS Diaphragm Pump
 Cycles Per Minute (CPM)



Gemini 1 1/2" Hi-Volume 1:1 Pump

Pump #818810 (SS) – 1 1/2" Diaphragm



Performance – 100 PSI

Air Inlet Pressure 20 - 120 PSI (1 - 8.3 bar)
 Fluid Pressure 20 - 120 PSI (1 - 8.3 bar)
 Max. Flow Rate
 (Flooded Inlet)..... 90-GPM (340.2 lpm)
 Max. Particle Size 1/4" Dia (6.4 mm)
 Max. Temperature Limits..... 150° F (66° C)
 Flows @ 60 Cycles/Min..... 43.8 Gal.(165.6 liters)
 Displacement Per Cycle
 147.8 cu. in..... (2420 cm³)
 82 oz. (2420 ml)
 .64 gal. (2.42 liters)
 Cycles Per Gallon (Liter) 1.3 (.36)
 Noise Level with muffler
 @ 70 PSI @ 60 Cycles/Min. 77.7 db(A)

Wall Mount Bulk Transfer



These bulk transfer/high volume finishing pumps can efficiently transfer finishing coatings to a day tank. The 1:1 pump can supply large circulating systems. The pump is designed to handle heavy abrasive coatings.

MODEL #818110

1 1/2" PUMP INCLUDES:

| | |
|-----------------|--------|
| Pump | 818810 |
| Wall Bracket | 873135 |
| Air Control | 849303 |
| Vented Shut Off | 849311 |

Specifications

Air Motor Unbalanced
 Wetted Pump Material Stainless Steel
 Diaphragm Material Teflon
 Seat Stainless Steel
 Balls Stainless Steel
 Weight 84 lbs (38.1 kgs)

Repair Kit Part Numbers

| | |
|--------------------------|--------|
| Air Motor Repair Kit | 862003 |
| Diaphragm Repair Kit | 862010 |
| Ball and Seat Repair Kit | |
| SS (Ball) SS (Seat) | 862016 |
| Teflon (Ball) SS (Seat) | 862015 |

Gemini Bare Pump 1 1/2", 1:1 – 100 PSI

| MODEL | SIZE | RATIO | GPM PER CYCLE | GPM @ 60 CPM | GPM @ MAX. CPM | WETTED MATERIAL CONSTRUCTION | | | |
|--------|--------|-------|---------------|--------------|----------------|------------------------------|-------|--------|------------|
| | | | | | | BODY | SEATS | BALLS | DIAPHRAGMS |
| 818810 | 1 1/2" | 1:1 | 0.64 | 38 | 90 | SS | SS | SS | Teflon |
| 818812 | 1 1/2" | 1:1 | 0.64 | 38 | 90 | Alum | SS | Teflon | Teflon |

Available Accessories

| | |
|----------------------|--------|
| Air Filter/Regulator | 849303 |
| Wall Mount Bracket | 873135 |

Gemini Pump Packages 1 1/2", 1:1 – 100 PSI

| PACKAGE NUMBER | BARE PUMP NUMBER | WETTED PARTS | RATIO AND SIZE | GPM @ 60 CPM | MOUNTING | AIR REGLTRS. |
|----------------|------------------|--------------|----------------|--------------|----------|--------------|
| 818110 | 818810 | SS, Teflon | 1:1, 1 1/2 NPT | 38 | wall | 1 |

849303

Gemini 1 1/2" High Volume SS Diaphragm Pump
Cycles Per Minute (CPM)

